



National Accreditation Board for
Testing and Calibration Laboratories

CERTIFICATE OF ACCREDITATION

**ENVIRONMENTAL CONSULTANCY & TESTING
LABORATORY, SCHOOL OF ENGINEERING, P. P. SAVANI
UNIVERSITY**

has been assessed and accredited in accordance with the standard

ISO/IEC 17025:2017

**"General Requirements for the Competence of Testing &
Calibration Laboratories"**

for its facilities at

NH 8, GETCO, VILLAGE: DHAMDOD, KOSAMBA, SURAT, GUJARAT, INDIA

in the field of

TESTING

Certificate Number: TC-10992

Issue Date: 14/09/2022

Valid Until:

13/09/2024

This certificate remains valid for the Scope of Accreditation as specified in the annexure subject to continued satisfactory compliance to the above standard & the relevant requirements of NABL.

(To see the scope of accreditation of this laboratory, you may also visit NABL website www.nabl-india.org)

Name of Legal Identity : P. P. SAVANI KNOWLEDGE CITY

Signed for and on behalf of NABL



N. Venkateswaran
Chief Executive Officer



The Executive Committee of the **Knowledge Consortium of Gujarat,**
Department of Education, Government of Gujarat on the
recommendation of the duly appointed agency, the Indian Centre for Academic
Rankings and Excellence (**ICARE**) has rated

P P Savani University



as a **3 Star** Institution with a CGPA of **2.5 out of 5** in the category of
'UNIVERSITY' on the basis of comprehensive performance metrics as set out in the
Gujarat State Institutional Ratings Framework (GSIRF)
on the 22nd June 2021.

PARAMETER	STAR RATINGS
TEACHING, LEARNING & RESOURCES	★ ★ ★
RESEARCH AND PROFESSIONAL PRACTICE	★ ★
GRADUATION OUTCOMES	★ ★ ★ ★
OUTREACH AND INCLUSIVITY	★ ★ ★ ★ ★

BY ORDER

Anju Sharma IAS
Principal Secretary
Education
Government of Gujarat

Shri M Nagarajan IAS
CEO
Knowledge Consortium of Gujarat
Government of Gujarat

Prof A U Patel
Advisor
Knowledge Consortium of Gujarat
Government of Gujarat

Dr Karthick Sridhar
Vice Chairman
ICARE

VALID UPTO 30th MAY 2022



Gujarat State Institutional Rating Framework (GSIRF) - 2021-22

P P SAVANI UNIVERSITY				SUB INDICATOR LEVEL		INDICATOR LEVEL		PARAMETER LEVEL		PARAMETER STAR RATING	OVERALL CGPA	OVERALL STARS
PARAMETER WEIGHTAGE	PARAMETER	INDICATOR	SUB-INDICATOR	POINTS AVAILABLE	POINTS SCORED	POINTS AVAILABLE	POINTS SCORED	POINTS AVAILABLE	POINTS SCORED			
30%	TEACHING, LEARNING & RESOURCES (TLR)	STUDENT STRENGTH (SS)	STUDENT STRENGTH (UG & PG)	15	9.54	20	10.51	100	38.72	3	2	3
			STUDENT STRENGTH (PHD)	5	0.97							
		FACULTY-STUDENT RATIO (FSR)	FACULTY-STUDENT RATIO (FSR)	30	15.55	30	15.55					
		FACULTY WITH PHD AND EXPERIENCE (FQE)	FACULTY WITH PHD (FQ)	10	2.55	20	8.4					
			FACULTY EXPERIENCE (FE)	10	5.85							
		FINANCIAL RESOURCES AND THEIR UTILISATION (FRU)	CAPITAL EXPENDITURE (BC)	7.5	2.39	30	4.26					
		OPERATIONAL EXPENDITURE (BO)		22.5	1.87							
30%	RESEARCH AND PROFESSIONAL PRACTICE (RP)	PUBLICATIONS (PU)	PUBLICATIONS (PU)	35	14.56	35	14.56	85	34.13	3	2	3
			CITATIONS	20	8.88	20	8.88					
		QUALITY OF PUBLICATIONS (QP)	TOP 25 PERCENTILE HIGHLY CITED PAPERS	15	NA							
		IPR AND PATENTS (IPR)	PATENTS GRANTED (PG)	10	0	15	2.5					
			PATENTS PUBLISHED (PP)	5	2.5							
			FUNDING FROM RESEARCH PROJECT (FPR)	5	0.97							
		FOOTPRINT OF PROJECTS AND PROFESSIONAL PRACTICE (FPPP)	FUNDING FROM CONSULTANCY (FPC)	5	3.33	15	8.19					
	FUNDING FROM EXECUTIVE DEVELOPMENT PROGRAMS (EDP)	5	3.89									
20%	GRADUATION OUTCOMES (GO)	UNIVERSITY EXAMINATIONS(GUE)	UNIVERSITY EXAMINATIONS(GUE)	60	50.12	60	50.12	100	50.12	3	2	3
		NUMBER OF PH.D. STUDENTS GRADUATED (GPHD)	NUMBER OF PH.D. STUDENTS GRADUATED (GPHD)	40	0	40	0					
10%	OUTREACH AND INCLUSIVITY (OI)	REGION DIVERSITY (RD)	STUDENTS FROM OTHER STATES	25	7.63	30	11.94	100	67.19	4	2	3
			STUDENTS FROM OTHER COUNTRIES	5	4.31							
		WOMEN DIVERSITY (WD)	WOMEN STUDENTS (WS)	15	12.49	30	27.49					
			WOMEN FACULTY (WF)	15	15							
		ECONOMICALLY AND SOCIALLY CHALLENGED STUDENTS (ESCS)	ECONOMICALLY AND SOCIALLY CHALLENGED STUDENTS (ESCS)	20	7.76	20	7.76					
FACILITIES FOR PHYSICALLY CHALLENGED STUDENTS (PCS)	FACILITIES FOR PHYSICALLY CHALLENGED STUDENTS (PCS)	20	20	20	20							
10%	PERCEPTION (PR)	ACADEMIC PEERS AND EMPLOYERS (PR)						100				
TOTAL SCORE									85.5	38.6		



Gujarat State Institutional Rating Framework (GSIRF) - 2021-22

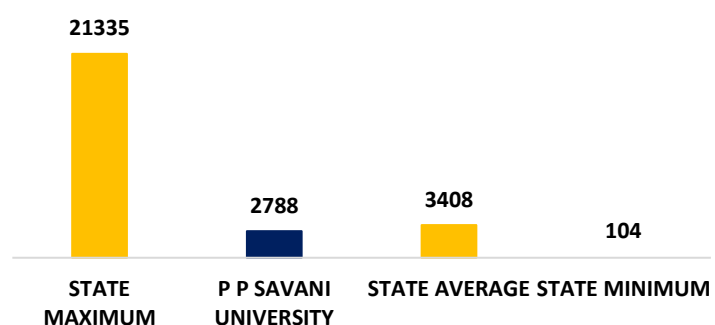
Institutional Insights

P P SAVANI UNIVERSITY

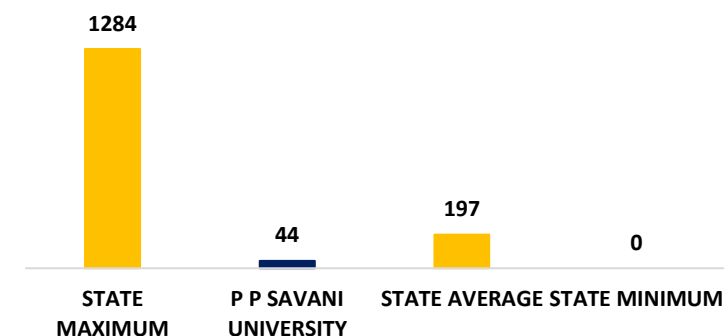
Teaching, Learning & Resources



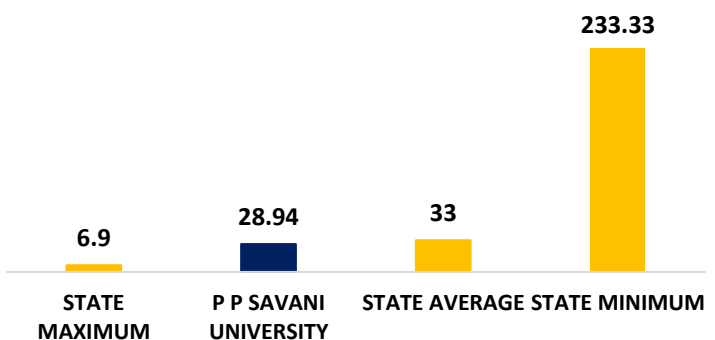
STUDENT STRENGTH (UG & PG)



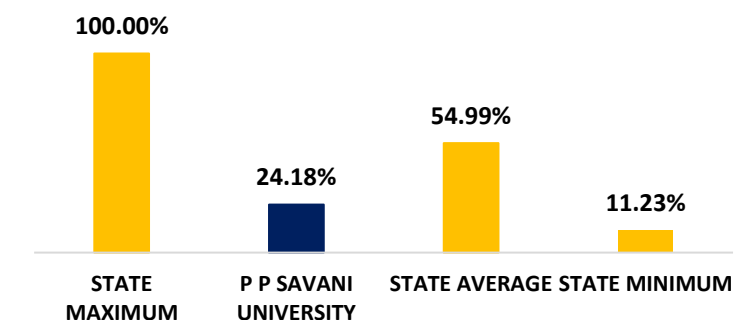
STUDENT STRENGTH (PHD)



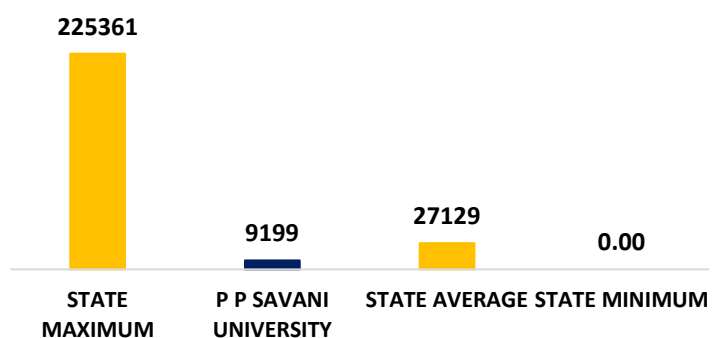
FACULTY-STUDENT RATIO (FSR)



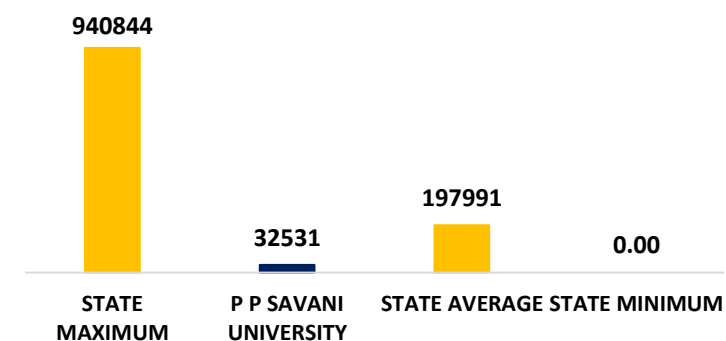
FACULTY WITH PHD (FQ)



CAPITAL EXPENDITURE PER STUDENT (BC)



OPERATIONAL EXPENDITURE PER STUDENT (BO)





Gujarat State Institutional Rating Framework (GSIRF) - 2021-22

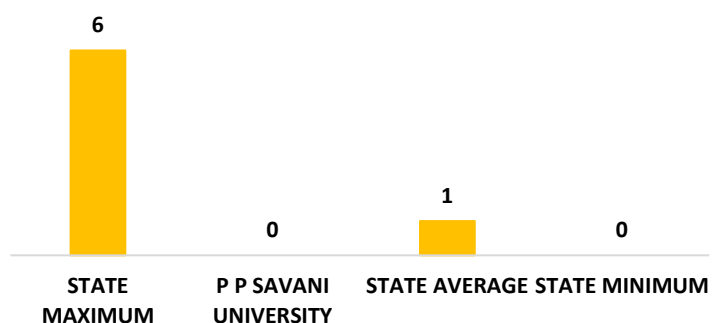
Institutional Insights

P P SAVANI UNIVERSITY

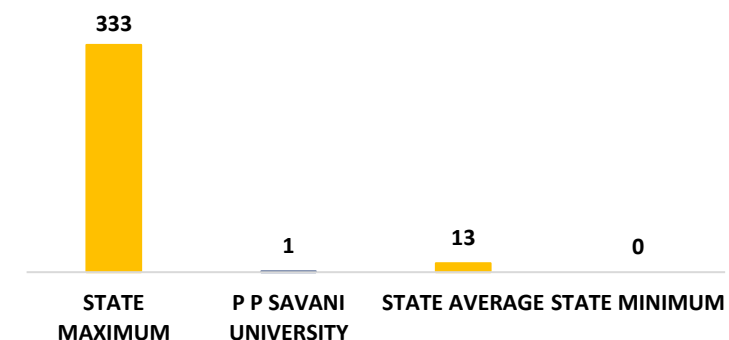
Research and Professional Practice



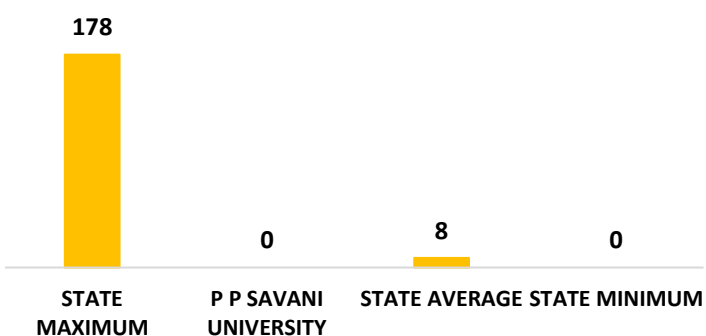
PUBLICATIONS (PU) PER FACULTY



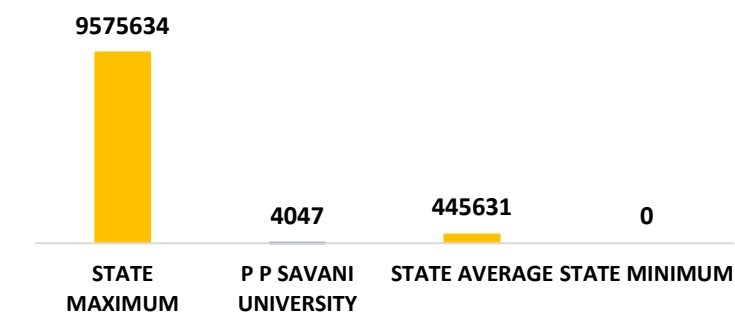
CITATIONS PER FACULTY



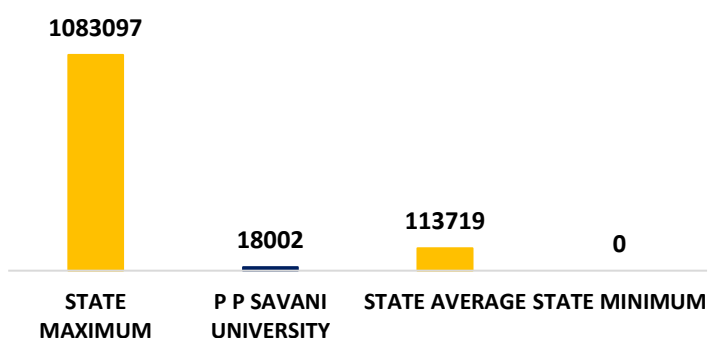
IPR AND PATENTS (IPR) GRANTED



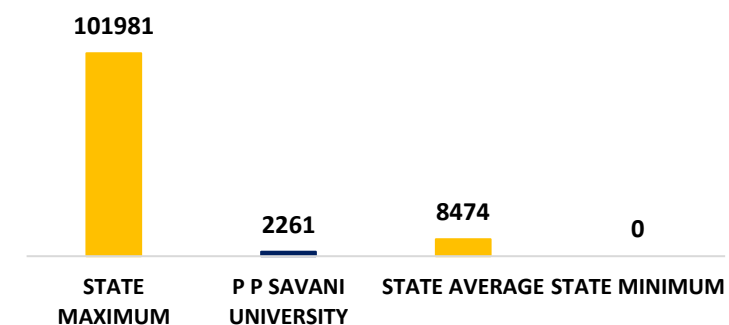
RESEARCH PROJECT FUNDING PER FACULTY (FPR)



CONSULTANCY FUNDING PER FACULTY (FPC)



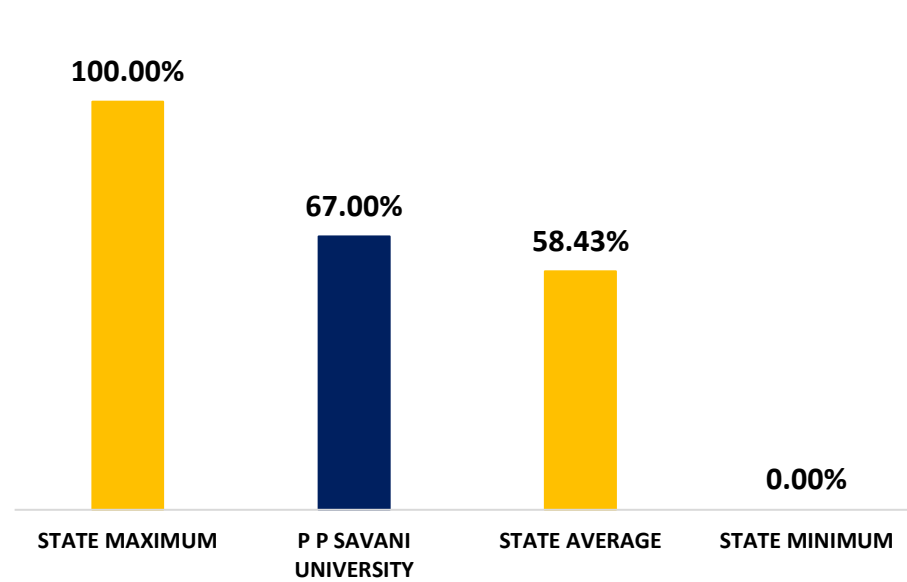
ENTREPRENEURSHIP DEVELOPMENT PROGRAMME FUNDING PER FACULTY



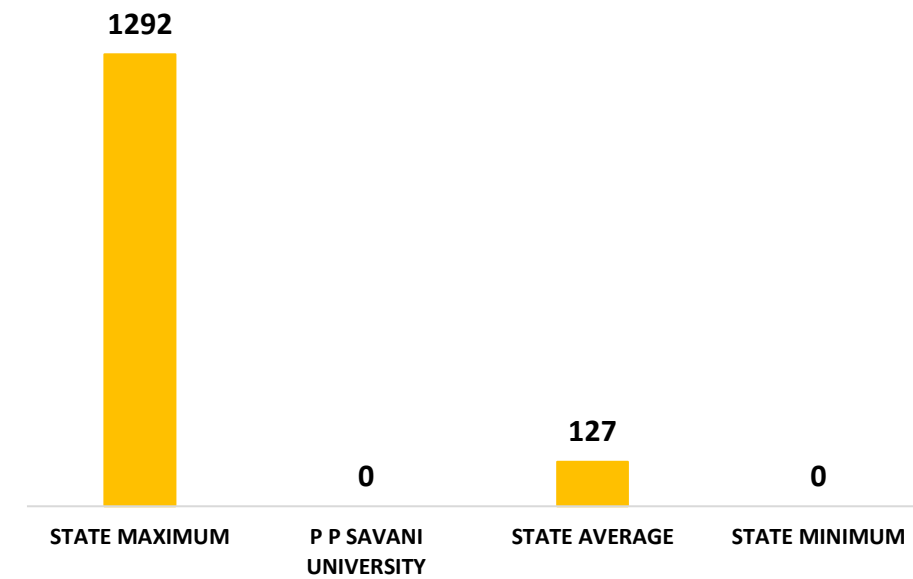


Gujarat State Institutional Rating Framework (GSIRF) - 2021-22

Institutional Insights **P P SAVANI UNIVERSITY** Graduation Outcome



UNIVERSITY EXAMINATIONS(GUE)

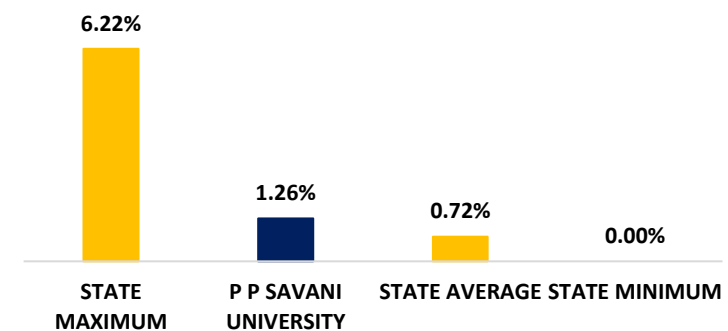
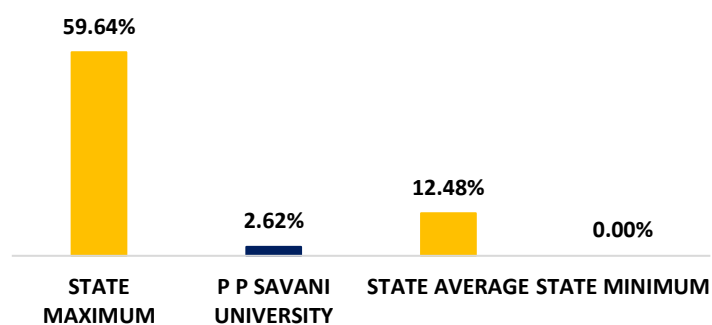
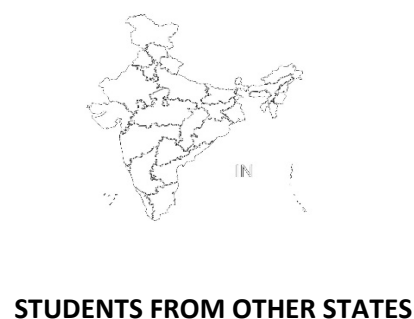


NUMBER OF PH.D. STUDENTS GRADUATED (GPHD)

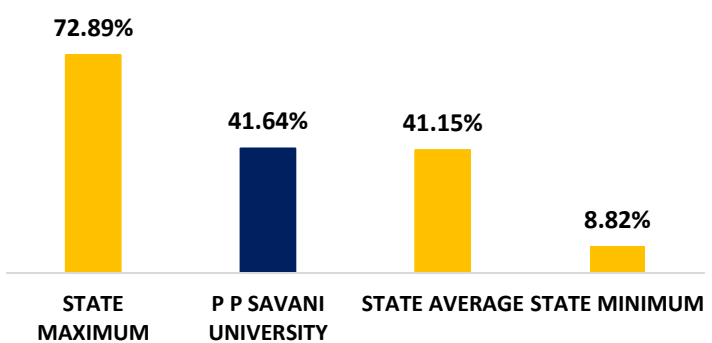


Gujarat State Institutional Rating Framework (GSIRF) - 2021-22

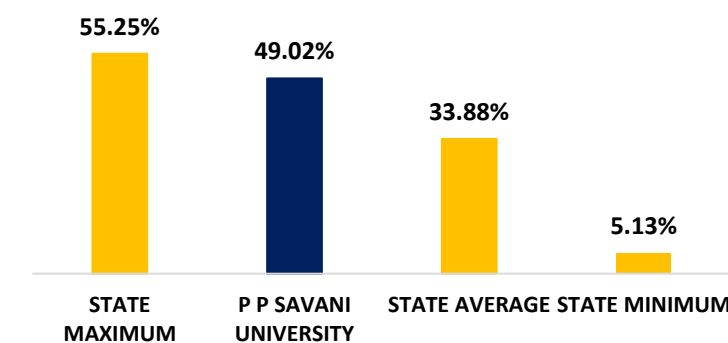
Institutional Insights P P SAVANI UNIVERSITY Outreach and Inclusivity



WOMEN STUDENTS (WS)

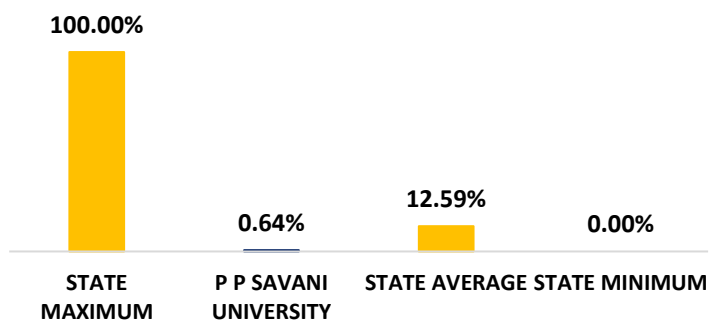


WOMEN FACULTY (WF)

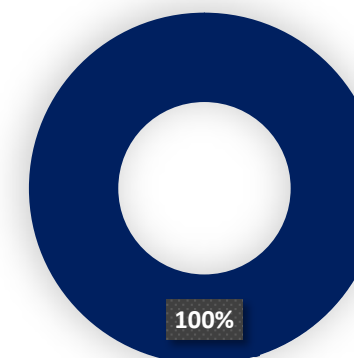


**Economically Weaker Section
(EWS)**

**INSTITUTIONAL SCHOLARSHIP FOR
ECONOMICALLY AND SOCIALLY
CHALLENGED STUDENTS (ESCS)**



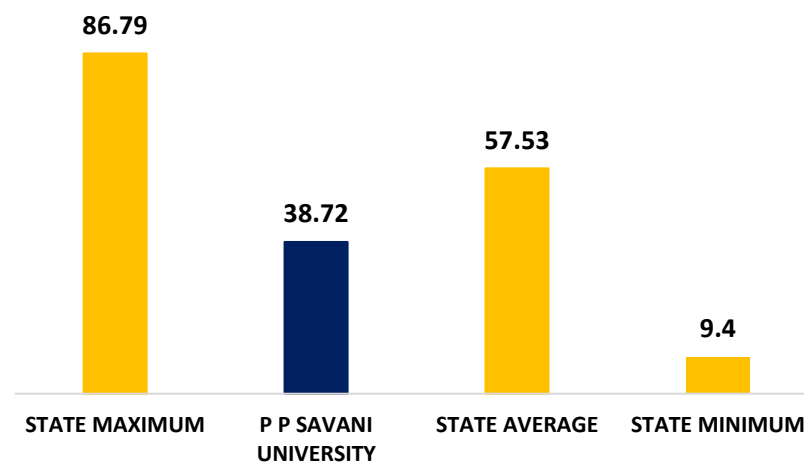
FACILITIES FOR PCS (PCS)



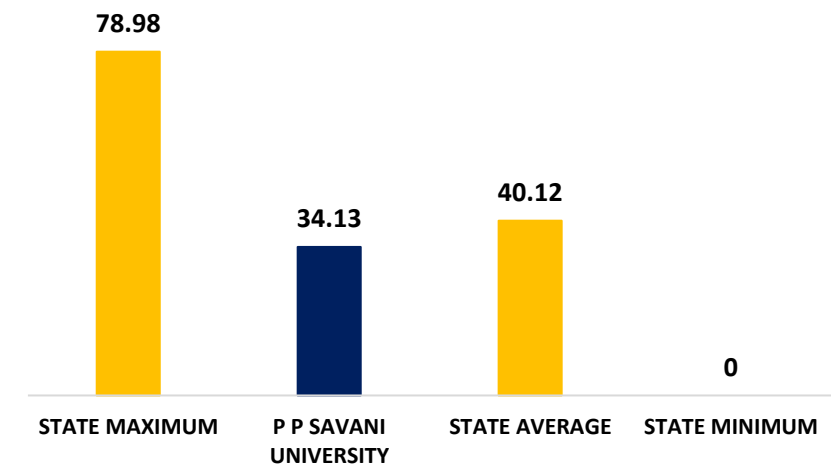


Gujarat State Institutional Rating Framework (GSIRF) - 2022

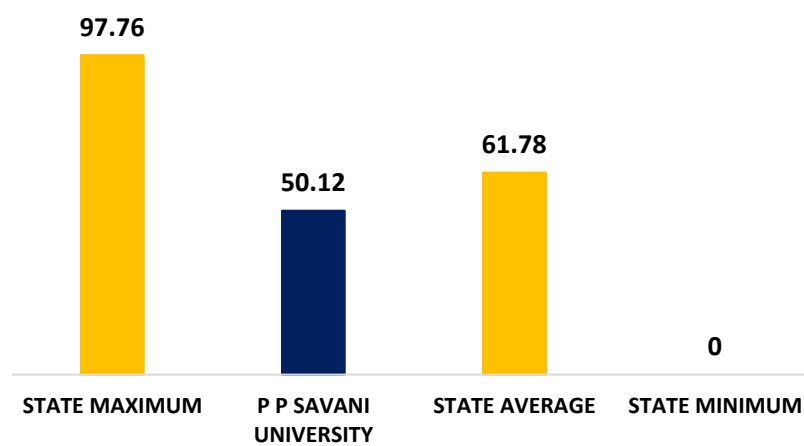
Institutional Insights P P SAVANI UNIVERSITY Parameter Overview



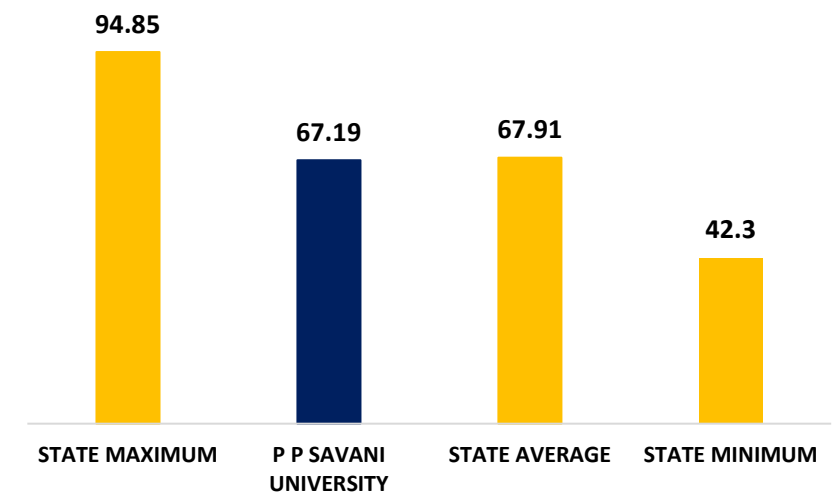
TEACHING, LEARNING & RESOURCES (TLR) SCORE



RESEARCH AND PROFESSIONAL PRACTICE (RP) SCORE



GRADUATION OUTCOMES (GO) SCORE



OUTREACH AND INCLUSIVITY (OI) SCORE



About My Institute

My Profile

My Council

I&E Courses

I&E Collaboration

Submit Expert Session

Manage Pre-Incubation /
Incubation Details

IIC Previous Academic Year
Report

Manage Activity

e-Learning Resources

Handholding and
Capacity Development

Innovation & Start-up
Support

Referral & Linkage

Help Desk

Information
Dissemination

Contact us

< mance Report 2022-23

IIC Annual Performance Report 2021-22

IIC Annual Performance Report 2020-21

IIC Annual >

Performance Report for the Academic Year 2021-22

Total Score: 36.85/100

Total Reward: 46.77

Final Star: 2/5

Activity Category	Total No of Submitted Activities	Total No of Approved Activities	*Disapproval % of Activities	Total Score Earned for Q1-Q4 Activities (I = A*80%)	Total Score Earned from Participation (II = B*20%)	Total Score Earned (I + II = 100)
IIC Calendar Activity	0	0				
MIC driven Activity	4	4				
Self-driven Activity	44	43	1.85%	34.88	1.97	36.85
Celebration Activity	6	6				
Total	54	53				

*Proportionate Reduction in the Reward Points Based on Disapproval % ** No Reward Points upon Crossing the total no of Disapproval Activities Percentage of 30% or More.

Table A: Unit Score/Activity (Q1-Q4)

Activity Category	Max Score/Category	Threshold No of Activities/Category	Unit Score/Activity	Unit score per Activity		Score Earned (A)
				Offline(100%)	Online (75%)	
IIC CalendarActivities	50	12	4.17	4.17	3.13	0.00
Self-Driven Activities	30	12	2.50	2.50	1.88	30.00
MIC Driven Activities	10	9	1.11	1.11	0.83	3.60
Celebration Activities	10	4	2.50	2.50	1.88	10.00
Total	100					43.6

Table B: Score for the IIC's Participation in Various Programs

Incentive Parameters	Weightage	Score Obtained	
1. Redeeming of Reward Points Earned by the IIC (Upto 500 points)	10%	0.93	
2. IIC Created YUKTI - Innovation Repository at the Institute level.	i. Scouted and Verified Minimum of 50 Ideas/PoCs	5%	0.00
	ii. Scouted and Verified Minimum of 25 Innovations/Prototypes	5%	1.40
	iii. Scouted and Verified Minimum of 15 Startups (Registered Startups but Not recognized by DPIIT)	10%	0.00
	iv. Scouted and Verified Minimum of 5 Registered Startups Recognized by DPIIT (Submitted Document of Proof of Recognition)	10%	0.00
3. Innovations from IIC institutions Received Funding Support from MIC (Winners of SIH 2022 - 2%, YUKTI NIC 2020 Innovations - 8%)	10%	0.00	
4. IIC Referred more than 5 HEIs to Join the IIC Network (Upto 20 referrals)	10%	0.00	



About My Institute

My Profile

My Council

I&E Courses

I&E Collaboration

Submit Expert Session

Manage Pre-Incubation /
Incubation Details

IIC Previous Academic Year
Report

Manage Activity

e-Learning Resources

Handholding and
Capacity Development

Innovation & Start-up
Support

Referral & Linkage

Help Desk

Information
Dissemination

Contact us

6. Impact Lectures Organised (Sessions Reported through the IIC Portal)	5%	0.00
7. IIC has Registered and Adopted NISP (Status Updated through the NISP Portal)	5%	2.50
8. IIC Hosted the SIH 2022 Grand Finale Event	5%	0
9. IIC Hosted the Regional Meet 2022 Event	5%	0
10. IIC with Active Faculty Innovation Ambassadors (Minimum 10 IAs and Submitted Reports)	5%	0.00
11. IIC linked with upto 3 ATLS/SICs for Mentoring Support	5%	0.00
12. IIC Successfully Submitted Application for the ARIIA 2022	5%	5.00
Total	100%	9.83

Table C: Score Range and Star Allocation

Score Range	Star allocation
0<Score<=25	One star
25<Score<=50	Two star
50<Score<=65	Three Star
65<Score<=80	Three and a Half Star
80<Score<=90	Four Star
90<Score<=95	Four and a Half Star
95<Score<=100	Five Star

QUICK LINKS

- ▶ Home
- ▶ Innovation Council
- ▶ SIH
- ▶ ARIIA

SOCIAL MEDIA LINKS

- Twitter
- Facebook
- Youtube
- Instagram

CONTACT US

- www.mic.gov.in
- iic.mhrd@aicte-india.org
- 011 2958
1226/1513/1517/1235/1240